



EC Series

Generator Set Rating Book

EC Series — Powered by Cummins Engines

Three-phase 50Hz, 1500RPM

Model	Prime Power		Standby Power		Engine	Alternator				Control System			ATS
	kVA	kW	kVA	kW						Auto Gen	AMF	Paralleling	
GMS22C/S	23	18	25	20	4B3.9-G1	PI144E	√	√	○	STD	○	×	P40A
GMS30C/S	30	24	33	26	4B3.9-G1	PI144G	√	√	○	STD	○	×	P63A
GMS42C/S	43	34	47	37	4BT3.9-G1	PI144K	√	√	○	STD	○	×	P80A
GMS60C/S	60	48	66	53	4BTA3.9-G2	UCI224E	√	√	○	STD	○	×	P125A
GMS80C/S	80	64	88	70	6BT5.9-G1	UCI224G	√	√	○	STD	○	×	P160A
GMS100C/S	100	80	110	88	6BT5.9-G1	UCI274C	√	√	○	○	STD	×	P250A
GMS100C/S	100	80	110	88	6BT5.9-G2	UCI274C	√	√	○	○	STD	×	P250A
GMS130C/S	130	104	143	114	6BTA5.9-G2	UCI274E	√	√	○	○	STD	×	P250A
GMS175C/S	175	140	193	154	6CTA8.3-G2	UCI274G	√	√	○	○	STD	×	P400A
GMS200C/S	200	160	220	176	6CTAA8.3-G2	UCI274H	√	√	○	○	STD	○	P400A
GMS250CL/S	250	200	275	220	6LTAA8.9-G2	UCDI274K	√	√	○	○	STD	○	P630A
GMS250C/S	250	200	275	220	NT855-GA	UCDI274K	√	√	○	○	STD	○	P630A
GMS312C/S	312	250	344	275	NTA855-G1B	HCI444ES	√	√	○	○	STD	○	P630A
GMS350C/S	350	280	385	308	NTA855-G2A	HCI444E	√	√	○	○	STD	○	P630A
GMS350C/S	350	280	385	308	NTA855-G4	HCI444E	√	√	○	○	STD	○	P630A
GMS375C/S	375	300	413	330	NTAA855-G7	HCI444FS	√	√	○	○	STD	○	P630A
GMS450C/S	N/A	N/A	450	360	NTAA855-G7A	HCI544C	√	√	○	○	STD	○	P800A
GMS450C/S	450	360	495	396	KTA19-G3	HCI544C	√	√	○	○	STD	○	P800A
GMS500C/S	500	400	550	440	KTA19-G4	HCI544D	√	√	○	○	STD	○	P1000A
GMS575C/S	575	460	633	506	KTAA19-G6	HCI544E	√	√	×	○	STD	○	P1000A
GMS650C/S	N/A	N/A	650	520	KTA19-G8	HCI544FS	√	√	×	○	STD	○	P1000A
GMS650C/S	650	520	715	572	QSKTAA19-G3 NR2	HCI544F	√	√	×	○	STD	○	P1250A
GMS750C/S	750	600	825	660	KTA38-G2	LVI634B	√	√	×	○	STD	○	P1600A
GMS800C/S	800	640	880	704	KTA38-G2B	LVI634C	√	√	×	○	STD	○	P1600A
GMS900C/S	900	720	990	792	KTA38G2A	LVI634D	√	√	×	○	STD	○	P1600A
GMS1000C/S	1000	800	1100	880	KTA38-G5	LVI634E	√	√	×	○	STD	○	P2000A
GMS1250C/S	N/A	N/A	1250	1000	KTA38-G9	LVI634G	√	√	×	○	STD	○	P2000A
GMS1250C/S	1250	1000	1375	1100	KTA50-G3	LVI634G	√	√	×	○	STD	○	P2500A
GMS1400C/S	1400	1120	1540	1232	KTA50-G8	PI734B	√	√	×	○	STD	○	P2500A
GMS1500C/S	1500	1200	1650	1320	KTA50-GS8	PI734C	√	√	×	○	STD	○	P3200A

Single-phase 50Hz, 1500RPM

PC22/S	24	19.2	26	21	4B3.9-G1	PI144J	√	√	○	STD	○	×	P125A
PC30/S	30	24	33	26	4B3.9-G1	PI144K	√	√	○	STD	○	×	P160A
PC42/S	43	34	47	37	4BT3.9-G1	UCI224E	√	√	○	STD	○	×	P250A
PC60/S	60	48	66	53	4BTA3.9-G2	UCI224C	√	√	○	STD	○	×	P400A

STD: Standard √: Available ○: Optional ×: Impossible

Notes:

- All ratings are for guidance only, please refer to the specific genset technical data sheet for final power ratings.
- All ratings data based on operation under ISO 8528-1, ISO 3046, DIN6271 conditions using typical fan sizes and drive ratios. Performance tolerance quoted by PowerLink is ±5%.
- Prime Power = Power at available load in lieu of main power network. An overload of 10% permitted for one hour in every twelve hours of operation.
- Standby Power = Power available at a variable load in the event of a main power network failure up to a maximum of 500 hours per year. No over load is permitted.
- Rated power factor : 0.80.
- The ATS is based on the following standards : three phase gensets (400V), single phase gensets (220V).
- N/A: Not Available.




PowerLink reserves the right to make changes in model, technical specification, color, configuration and accessories without prior notice. Please contact your sales team before ordering.

RP Series

Generator Set Rating Book

RP Series — Powered by Powerlink Engines

Three-phase 50Hz, 1500RPM

Model	Prime Power		Standby Power		Engine	Alternator				Control System			ATS
	kVA	kW	kVA	kW						Auto Gen	AMF	Paralleling	
GMS10PX/S	10	8	11	9	3D1.4CG	PI044E	√	√	○	STD	○	×	P20A
GMS12PX/S	12	9.6	13	11	3D1.5CG	PI044F	√	√	○	STD	○	×	P20A
GMS15PX/S	15	12	17	13	4D2.3CG	PI044G	√	√	○	STD	○	×	P40A
GMS20PX/S	20	16	22	18	4D2.7CG	PI144D	√	√	○	STD	○	×	P40A
GMS30PX/S	30	24	33	26	4D3.2CG	PI144G	√	√	○	STD	○	×	P63A
GMS42PX/S	42	34	47	37	4D5.0CG	PI144K	√	√	○	STD	○	×	P80A
GMS60PX/S	60	48	66	53	4DT4.6CG	UCI224E	√	√	○	STD	○	×	P125A

Single-phase 50Hz, 1500RPM

P10/S	10	8	11	9	3D1.4CG	PI044H	√	√	○	STD	○	×	P63A
P12/S	12	9.6	13	11	3D1.5CG	PI144D	√	√	○	STD	○	×	P63A
P15/S	15	12	17	13	4D2.3CG	PI144E	√	√	○	STD	○	×	P80A
P20/S	20	16	22	18	4D2.7CG	PI144H	√	√	○	STD	○	×	P100A
P30/S	30	24	33	26	4D3.2CG	LSA42.3M8	√	√	○	STD	○	×	P160A
P42/S	42	34	47	37	4D5.0CG	UCI224E	√	√	○	STD	○	×	P250A
P60/S	60	48	66	53	4DT4.6CG	UCI274C	√	√	○	STD	○	×	P400A

STD: Standard √: Available ○: Optional ×: Impossible

Notes:

- All ratings are for guidance only, please refer to the specific genset technical data sheet for final power ratings.
- All ratings data based on operation under ISO 8528-1, ISO 3046, DIN6271 conditions using typical fan sizes and drive ratios. Performance tolerance quoted by PowerLink is ±5%.
- Prime Power = Power at available load in lieu of main power network. An overload of 10% permitted for one hour in every twelve hours of operation.
- Standby Power = Power available at a variable load in the event of a main power network failure up to a maximum of 500 hours per year. No over load is permitted.
- Rated power factor : 0.80.
- The ATS is based on the following standards : three phase gensets (400V), single phase gensets (220V).

PowerLink reserves the right to make changes in model, technical specification, color, configuration and accessories without prior notice. Please contact your sales team before ordering.